

Stumble Abroad

Home is where the empty suitcase is...

[HOME](#)

[ABOUT US](#)

[LIVING IN JAKARTA](#)

[HAVE KIDS, WILL TRAVEL](#)

[EXPAT LIFE](#)

{Review} Wikki Stix

If you know me, you know that I love to craft and play around with crafting supplies. I work hard on finishing projects but I'm not always as diligent as I should and I end up with big sticky messes or just of money thrown in the garbage in the form of colored papers and scrapbooking supplies.

I love making cards and encourage and help Evan to make cards for his friends' birthdays. After working with glue sticks, white glue, stamps and even staples we realized that all of these are just too messy and dangerous for Evan to play with. Lately I've been using double-sided tape and punches. This has been very well accepted by the toddler and the dangers have been minimized.

I was recently asked to review a crafting product for kids that has just been introduced in Asia. Wikki Stix are colorful pieces of yarn covered with wax. You can bend them, mold them and stick them anywhere. The first time I let Evan play with them we got really excited about sticking them everywhere. He particularly enjoyed putting them on his clothes. I was very happy to see that they didn't stain or leave any marks.

January 16, 2013

Categories

[Kids](#), [Review](#)

[Leave a comment](#)

Tags

[Crafts](#), [Toys](#), [Wikki Stix](#)





As he started exploring them even more he realized he could make them into shapes. But then he realized it was better for him to ask mommy to make cars and trucks out of them. After doing some research, I saw a lot of moms where making Christmas ornaments and other cool little projects at home. I was thrilled to not have to use glue and to let Evan play with them without worrying about him staining the sofa or table.

The possibilities with Wikki Stix are endless and so is the fun. After a few attempts from Joshua to eat them they started getting a little bit withered but they were still colorful and sticky. Our Stix have had a good life so far and we are looking forward to using them a while longer.





© StumbleAbroad

Ready for his next work of art





© StumbleAbroad

They are easy for little hands to handle






Evan had fun playing with them

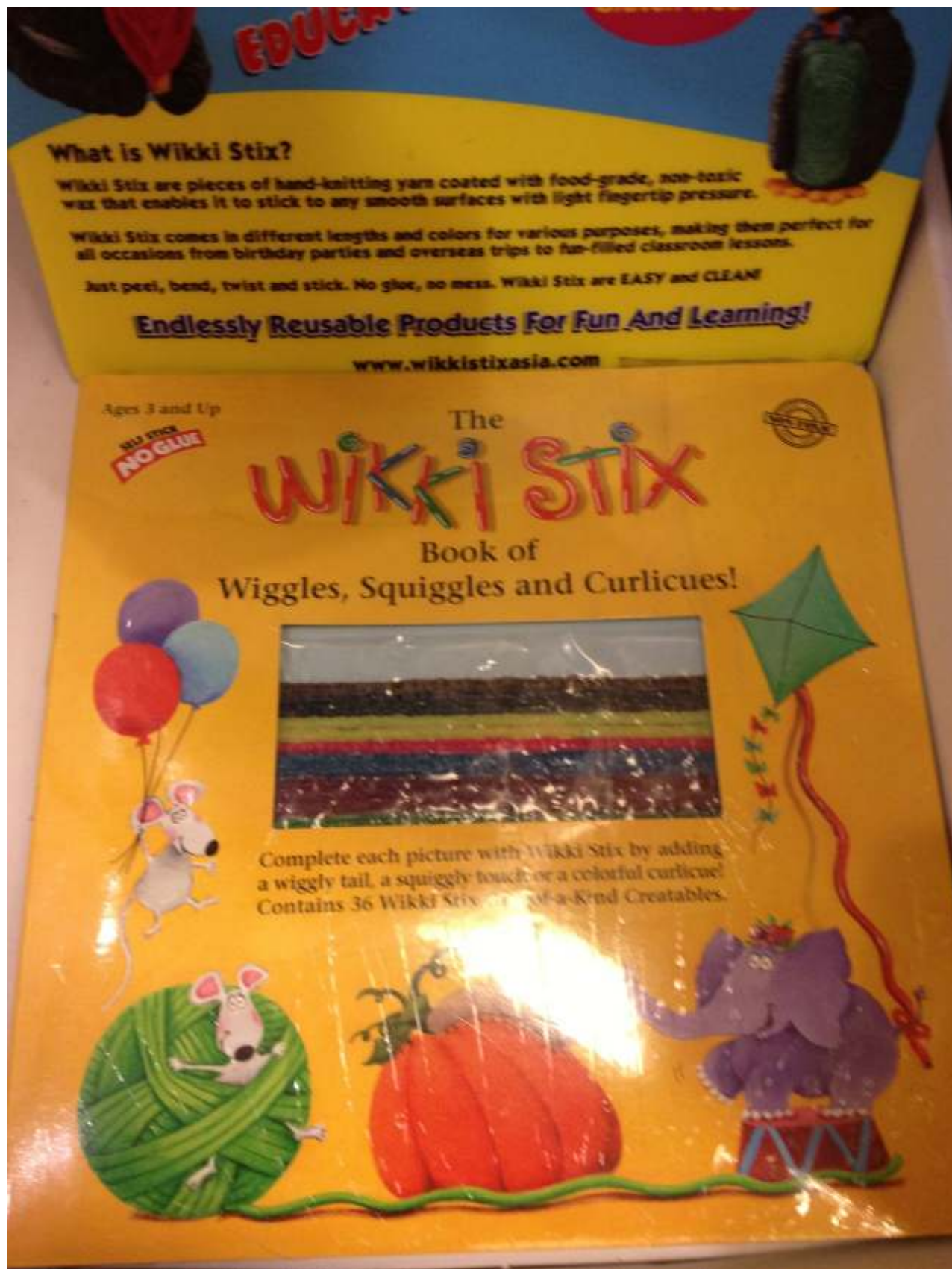
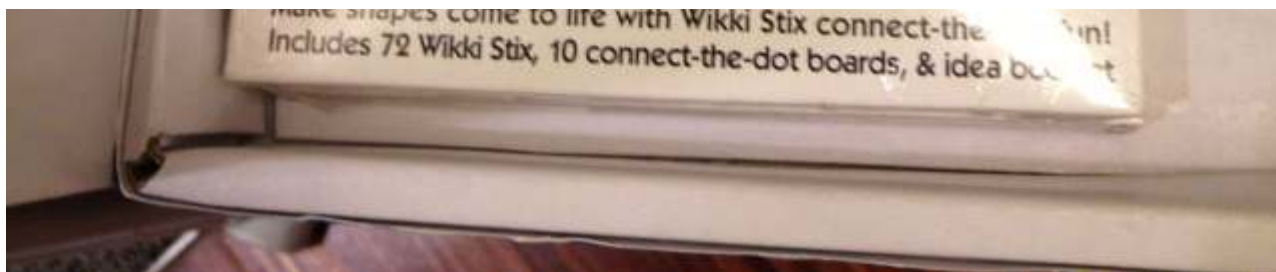
I looked for the Wikki Stix display at the mall and found them at the Kinokuniya Bookstore. They had a lot of fun products and activities. I think they would make a great toy to bring on a long-haul airplane ride since they are very light and durable and don't stain.





Wikki Stix display at Kinokuniya Bookstore





Activity Book



Cool example of what you can do with them

Overall Wikki Stix are a fun toy for crafty kids and a great outlet for creative children. I think they would be perfect in any school-scenario and perfect for long plane or car rides.

For more information on Wikki Stix and cool kid-friendly crafting ideas check out their [website](#) and [Facebook page](#).

[About these ads](#)



Share this:

Like this:

 Be the first to like this.

Previous

Leave a Reply

Enter your comment here...

About Me

Connect with me



Hi, I'm Ana Gaby. A nomad by nature and by trade. I'm a Mexican expat currently living in Jakarta with my American husband and my two very active little boys. After living in South East Asia for over 3 years I'm still learning to appreciate the ups and downs of living in the Big Durian. Join us in our adventure as we explore Jakarta and South East Asia, raise Bilingual Third Culture Kids and take our children along for the ride of a lifetime.

[HOME](#)

[ABOUT US](#)

[LIVING IN JAKARTA](#)

[HAVE KIDS, WILL TRAVEL](#)

[EXPAT LIFE](#)

Categories

[A Week in Snapshots](#)

[Expat Life](#)

[Kids](#)

[Recipes](#)

[Crafts](#)

[Travel](#)

[Jakarta](#)

[Party](#)

Recent Posts

[{Review} Wikki Stix](#)

[{FoodFind} Tokyo Belly](#)

[{ParisForKids} Toddling sur les Champs-Élysées](#)

[{ParisForKids} Centre Pompidou](#)

[{Recipe} Brownies and Muffins worthy of Chocoholics Anonymous](#)

[Joshua's Nautical First Birthday Party](#)

[{Review} Dezin with a Z](#)

[Wall Decals](#)

[{FoodFind} Afternoon Tea at the Grand Hyatt Hotel](#)

All about...

[Associations](#) [A Week in](#)

[Snapshots](#) [Baking Bali](#)

[Birthday Party](#) [Bogor](#) [Classes](#)

[Crafting](#) [Easter](#) [Expat](#) [Expat](#)

[Life](#) [Family](#) [Family Life](#)

[First Birthday Party](#) [Food](#) [Holiday](#)

[Accents](#) [Home Decor](#)

[Indonesia](#) [indonesian](#)

[culture](#) [Interview](#) [Jakarta](#)

[Kemang](#) [Kid's Activities](#) [Kids](#)

[Living in Jakarta](#) [Menteng](#) [Mexican Culture](#) [nature](#) [Nursery](#) [Paris](#)

[Photography](#) [Play](#) [Playground](#)

[Puncak](#) [Recipe](#) [Recipes](#) [Restaurant](#)

[Shopping](#) [Singapore](#) [Surabaya](#)

[Third Culture Kids](#) [Travel](#)

[traveling with a toddler](#)

[Traveling with Kids](#)

[Vacation](#)

Dear Friends Near and Far

[Broken by Grace](#)

[Can-O-Deana](#)

[Chuzai Living](#)

[Toddle Joy](#)

Families Abroad

[La Vie Overseas](#)

[Raising TCKs](#)

[Hot Pot DC](#)

[The Perlman Update](#)

Find me at:

[World Moms Blog](#)

Living Overseas



Follow Blog via

Email

Enter your email address to follow
Blog at WordPress.com. | Theme: Just Desserts by Automattic.
this blog and receive notifications
of new posts by email.

Follow

